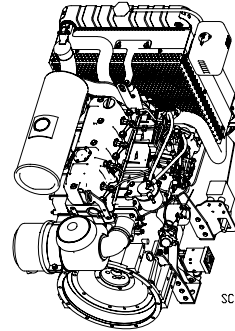
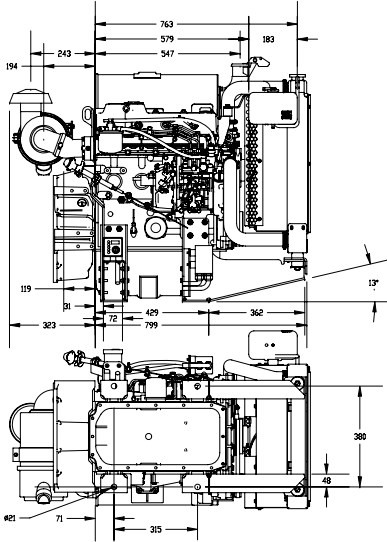
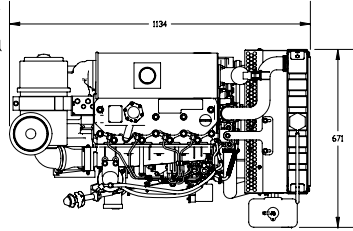
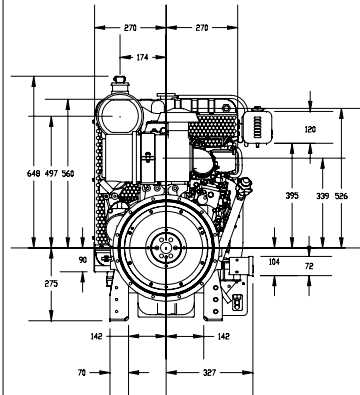
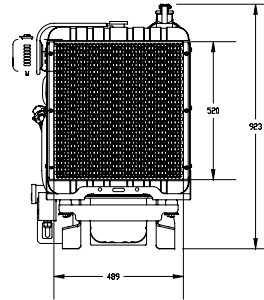


NOTES:

1. measurements are taken from the cylinder block rear and the crankshaft
2. dimensions for the upgraded control panel are larger than the panel in the model
3. the flywheel housing will be different based upon the spec design of the engine



SCALE 0.125



CAREER

YANMAR CO., LTD.
YANMAR AMERICA CORP.

DRAWN

ENGINEER SPECIALIST

CHECKED DESIGN/DRW

NO. 1

DATE

PART NAME	OUTLINE DRAWING	PART CODE	4TAV98-KIT
-----------	-----------------	-----------	------------