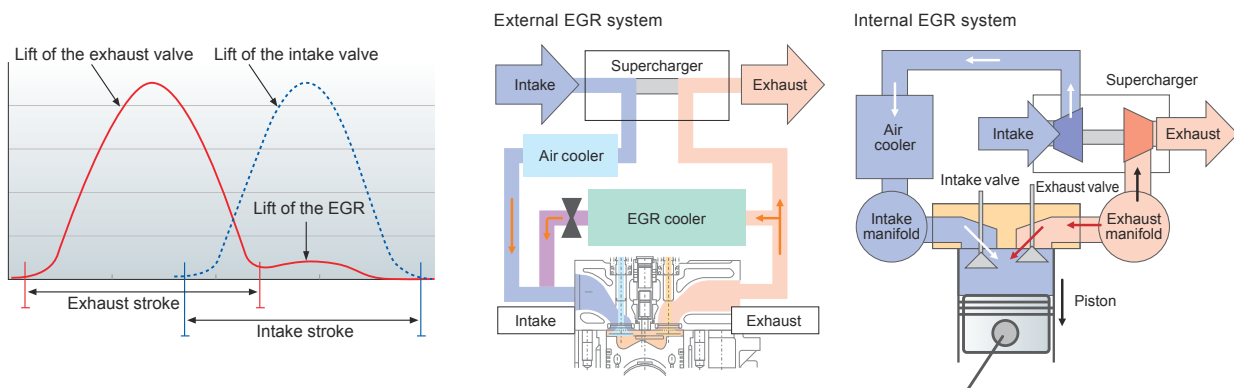


For Harmonious Living with Global Environment

Normally, when NOx emissions are reduced, the fuel consumption and smoke generation will increase, adversely affecting both the environment and management. As a solution to this, YANMAR has developed "Eco Diesel", which is designed so as to comply with marine environmental protection. It improves the fuel consumption and smoke generation in addition to reducing NOx emissions.

Techniques for Complying with IMO Tier II Emission Standards : Exhaust Gas Recirculation (EGR)

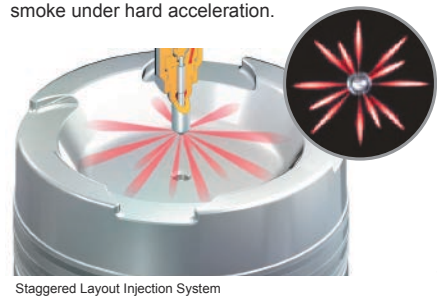
In the 6AY engine, the internal EGR system is used. This design does not require any external control devices or any significant changes to the engine structure. In external EGR, the line of the engine and supercharger must be equipped with devices such as EGR solenoid valves and coolers, and control must be performed for them. But in internal EGR, these functions can be performed by controlling the lift of the intake and exhaust valve.



Performance

911hp (670kW) at 1938rpm in the L operating mode
Type Approval testing in the presence of the relevant Classification Societies was preceded, which involved 110% of maximum continuous rating (MCR). 6AYM-WGT was possible to demonstrate operation in the 110% MCR condition.

Good Fuel Economy together with Lower Emissions
The micro-sized multiple holes in the all-new injectors produce an even finer fuel-oil mist and, combined with deep combustion chambers and new cylinder head shapes, produce even more power. It is power delivered smoothly, due to optimum combustion conditions being maintained across a far wider operating range. And it leads directly to the bonus of lower exhaust emissions and lower fuel consumption. The boost compensator dramatically reduces black smoke under hard acceleration.

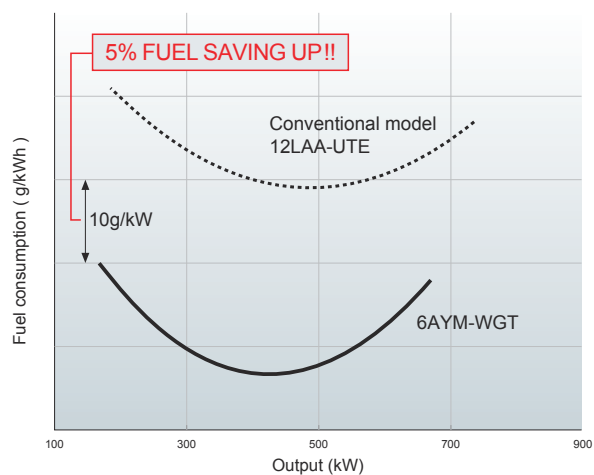


Cost of Saving (5%)
In the case of an engine that consumed 100 liters of fuel per hour.

Annual Operation hour — 3,000hrs
Saving 5 liters / 1hr



Annual saving=15,000 liters
200liters Drum×75




YANMAR

MARINE DIESEL ENGINE

6AYM-WGT

L-rating 670kW [911mhp]



Photograph may show optional equipment.

IMO TierII Compliant
Mechanical Engine Control

911 mhp

**LONG
STROKE**

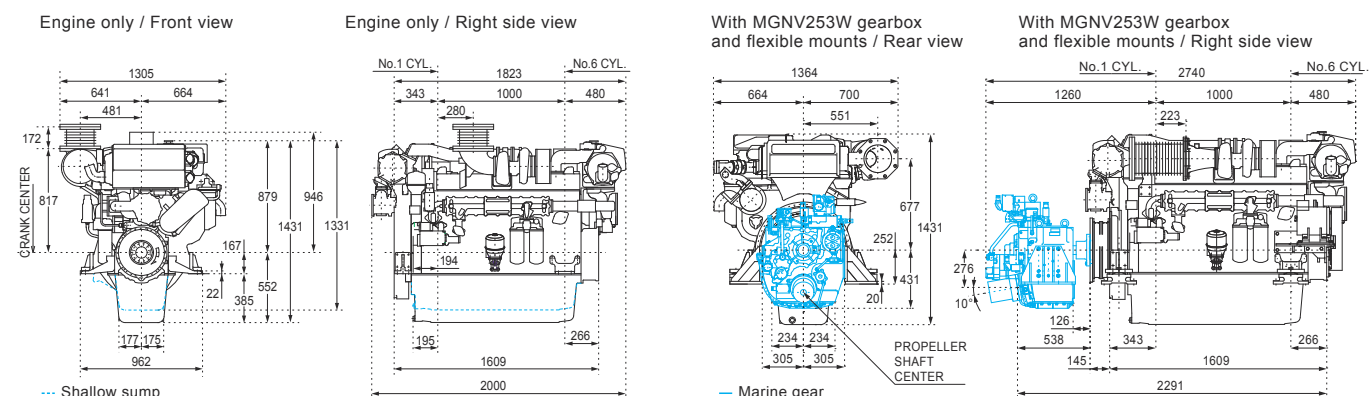
Engine Specifications

Model	6AYM-WGT				
Type	4-cycle, Vertical, Turbo-charged with sea watercooled intercooler diesel engine				
No. of cylinders, Bore × stroke	mm 6 in-line, 155 × 180				
Displacement	lit. 20.379				
Rated output	kW(hp) / min ⁻¹ (rpm) 670 (911) / 1938				
Emission	IMO Tier II				
Fuel consumption	gr/kW · hr 208 (at rated output)				
Direction of rotation	Counterclockwise viewed from stern (crankshaft)				
Combustion system	Direct injection				
Cooling system	With Heat exchanger [optional keel cooling]				
Cooling fresh water capacity	lit. 60				
Lubricating system	Forced lubrication with gear pump				
Lubricating oil capacity	lit. 91				
Lubricating oil grade	SAE40 or SAE15W-40				
Starting system	Electric starting motor (DC 24V-8kW) [optional airstarting]				
Flywheel housing size	inch SAE #0 and 18				
Dry weight	kg 2365				

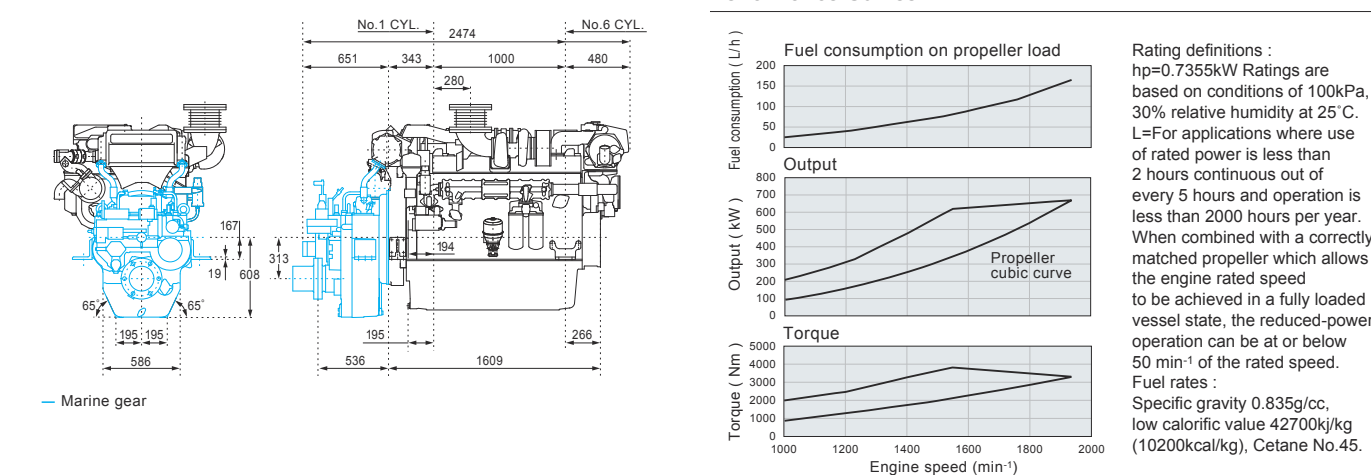
Marine Gear Specifications

Engine Model	6AYM-WGT				
Marine gear model	YXH-240				
Type	Hydraulic multi-disc clutch				
Reduction ratio	1.95	2.27	2.56	3.03	3.48
Direction of rotation	Clockwise or Counterclockwise				
Dry weight	kg 645				

Dimensions (Unit : mm)



Performance Curves



Rating definitions :
hp=0.7355kW Ratings are based on conditions of 100kPa, 30% relative humidity at 25 °C.
L=For applications where use of rated power is less than 2 hours continuous out of every 5 hours and operation is less than 2000 hours per year.
When combined with a correctly matched propeller which allows the engine rated speed to be achieved in a fully loaded vessel state, the reduced-power operation can be at or below 50 min⁻¹ of the rated speed.
Fuel rates :
Specific gravity 0.835g/cc, low calorific value 42700kJ/kg (10200kcal/kg), Cetane No.45.


YANMAR POWER TECHNOLOGY CO., LTD.

Large Power Products Business
1-1-1, Nagasu-Higashidori, Amagasaki, Hyogo, Japan
Tel : +81-6489-8069 Fax : +81-6489-1082
yanmar.com

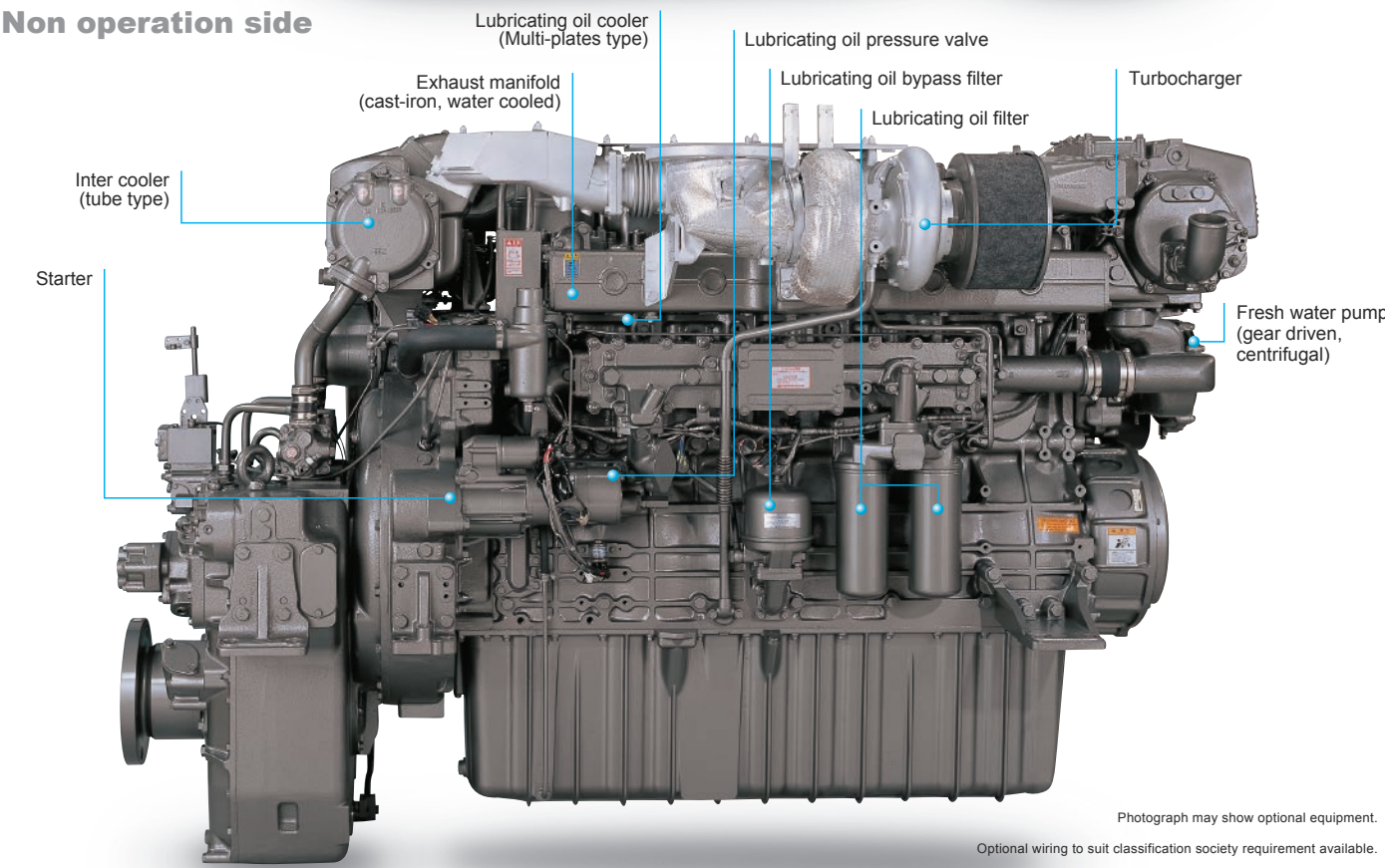
Note : All Data Subject to Change Without Notice.
Please contact Yanmar or local distributor for the details of each model.

YANMAR, Providing Quality Propulsion Engine Packages for Over 60 Years.

Operation side

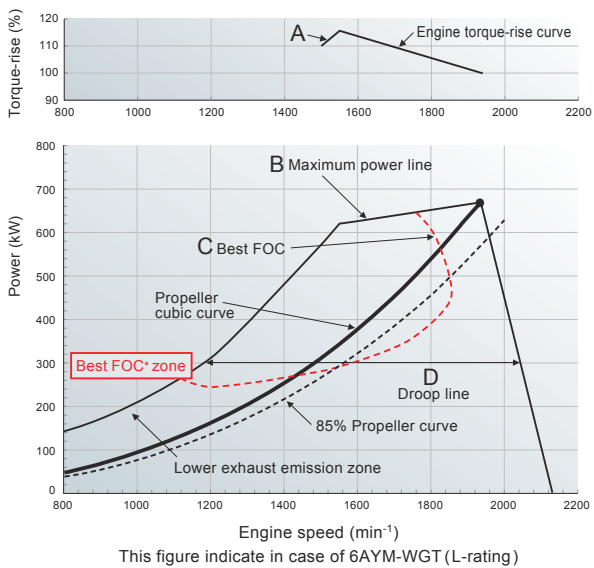
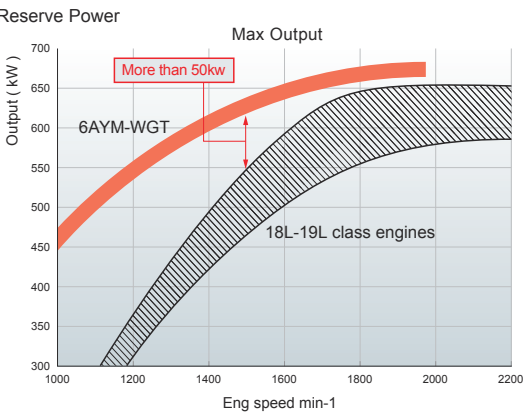


Non operation side



High Torque

Excellent Torque-Rise Characteristics in High Speed and High Load Range Enable Stable Performance of Job Duties even at High Load

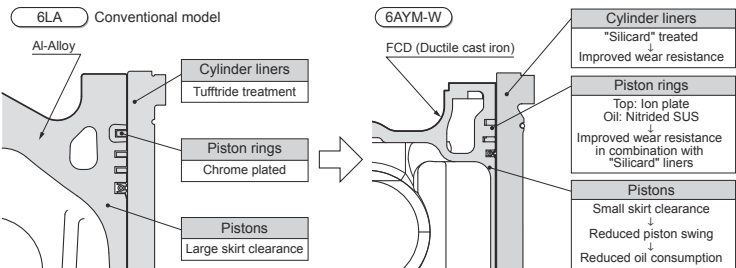


The Engine Performance Gives Following Advantages:

1. The engine torque-rise characteristics having much in reserve, (Line A) → Stable cruising with least speed reduction against sudden load changes.
2. Wide Max. Power Range, (Line B)
→ A wide range propeller matching, from the passenger ship (light/medium duty) to tug boat (heavy duty), is possible.
3. Min. Fuel Consumption Range is Wide, (Line C)
→ Economical with wide min. fuel consumption range both during cruising or performing job duties. * FOC: Fuel Oil Consumption
4. Wide Medium Load Range, (Line D) → Produces stable engine performance even doing other job duties.

Toughness

1. Low, stable LOC (Lubricating Oil Consumption) and long overhaul interval, thanks to sillicard** (kind of artificial ceramic) treatment cylinder liner and nitrided stainless steel rings and the finely judged clearance between piston and liner. No cylinder kit replacement concept in YANMAR overhaul program.
2. Purpose built marine engine with long stroke, optimized flywheel weight, water cooled exhaust manifold and special treatment injection nozzle. A Leak-free engine.
3. Type Approved by Marine Class Societies.

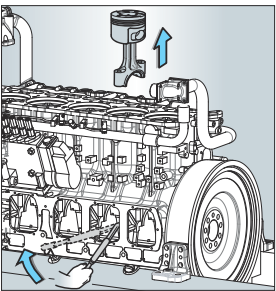


** Sillicard is a surface treatment that uses a special method to embed powdered Silicon Carbide (SiC), an artificial ceramic second only to diamond in hardness, to provide superior wear resistance and durability.

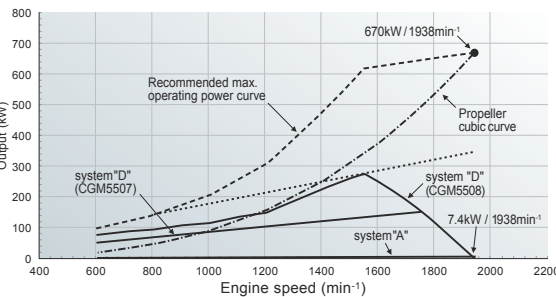
Lower Down Time

Easier Routine Inspection, Easier Maintenance.

1. Large inspection windows on the side of the block allow in-site replacement of pistons.
2. Full mechanical engine management avoids the chance of delicate and expensive electronics failing in hot, marine engine room conditions.
3. 500 hours service interval.
4. Individual cylinder heads for each cylinder.



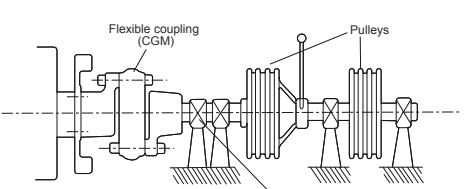
High capacity front PTO



Take Off Method

A Belt-driven without an outer bearing

D Shall have the support for bearing at both ends through the intermediary of flexible coupling (CG rubber coupling)



YANMAR original marine gear that can be adapted to a wide range of applications

YANMAR provides our original gearbox, which enables us to supply total marine engineering & servicing to customers!

High-Performance Marine Gear

YANMAR's original marine gear is designed to draw out best performance of YANMAR engines.

Easier Maintenance

The 3-part structure of the case enables the forward shaft and reverse shaft to be disassembled and reassembled while still installed on the boat. In addition, a cartridge system is now used for the L.O. filter.

Marine class societies approval

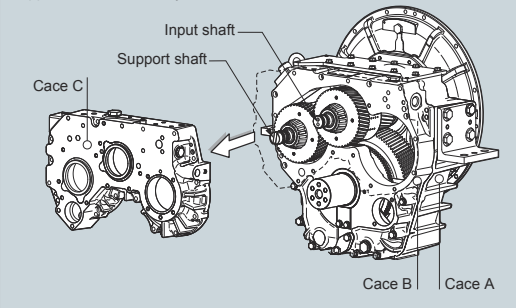
Accessories

Optional Trolling Device (BX Type trolling).

Optional Trailing pump.

Propeller shaft half coupling (counter flange) supplied as standard.

* Applied to YXH-240 only

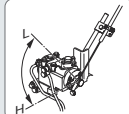


BX Type Trolling operation principle

The trolling device consists of the low speed valve and governor valve that detects the output shaft rotation speed.

The clutch hydraulic oil pressure is decided by the balance between the value instructed by manipulating the trolling change-over lever of low speed valve and governor pressure so that the output rotation speed can be stabilized against the fluctuation of load.

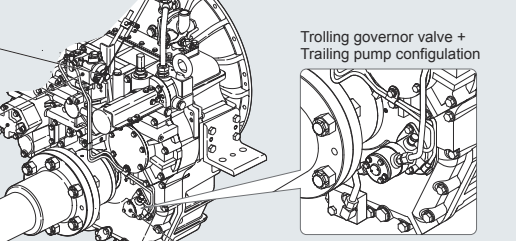
Trolling Change-over Lever



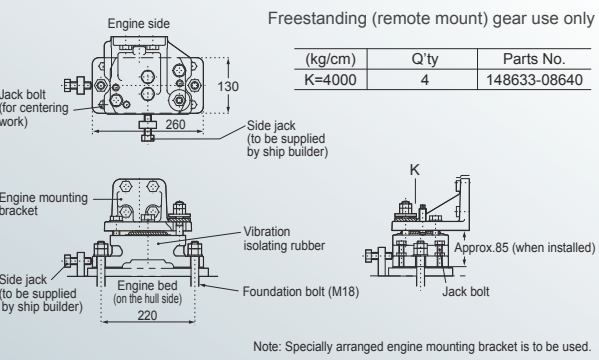
Trolling Change-over Valve

Hydraulic Oil Pump

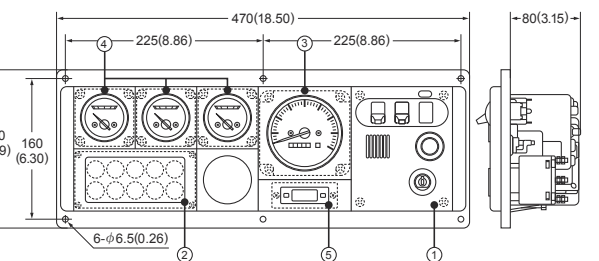
* BX Trolling



YANMAR original rubber mounts (option)



Detail of instrument panel D-type (Unit : mm)



- ① Switch unit
 - Key switch
 - Alarm buzzer
 - Alarm buzzer stop switch
 - Illumination switch
- ② Alarm lamp unit with Alarm monitor device
 - Battery not charging
 - C.W. high temp.
 - L.O. low pressure
 - Clutch oil pressure
 - L.O. filter clogged
 - C.W.level
- ③ Tachometer unit
 - Tachometer with hour meter
- ④ Sub meter unit
 - L.O. pressure meter
 - C.W. temp. meter
 - Boost meter (Turbo)
- ⑤ Clock unit
 - Clock

