

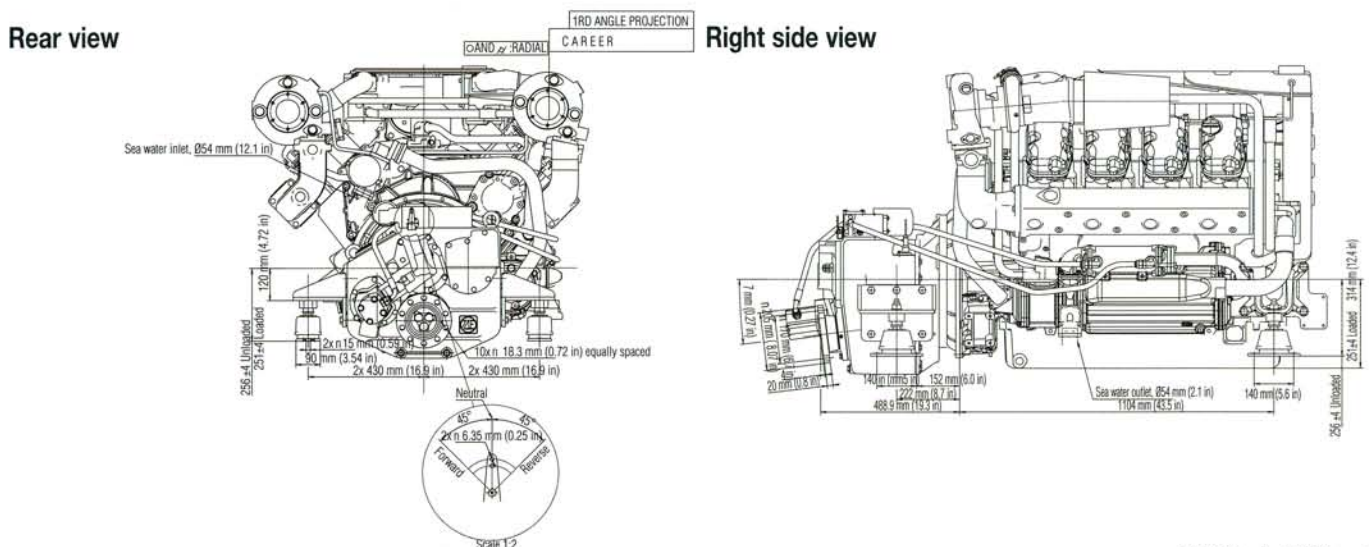
Yanmar type 8SY-900



Configuration	4-stroke, vertical, water cooled diesel engine
Maximum output at crankshaft	* 662 kW (900 mhp) / 2300 rpm
Continuous rating output at crankshaft	482 kW (655 mhp) / 2100 rpm
Displacement	15.6 L (952 cu in)
Bore x stroke	127 mm x 154 mm (5.0 in x 6.1 in)
Cylinders	V8-type 90°
Combustion system	Direct injection
Aspiration	Turbocharged with charge air cooler
Starting system	Electric starting 24 V - 6.7 kW (2 pole)
Alternator	24 V - 140 A (2 pole)
Cooling system	Fresh water cooling by centrifugal fresh water pump and rubber impeller seawater pump
Lubrication system	Enclosed, forced lubricating system
Direction of rotation (crankshaft)	Counter clockwise viewed from flywheel side
Dry weight without gear	1650 kg (3638 lbs)
Environmental	EU RCD, US EPA Tier2, BSO II & EMC
Engine mounting	Rubber type flexible mounting

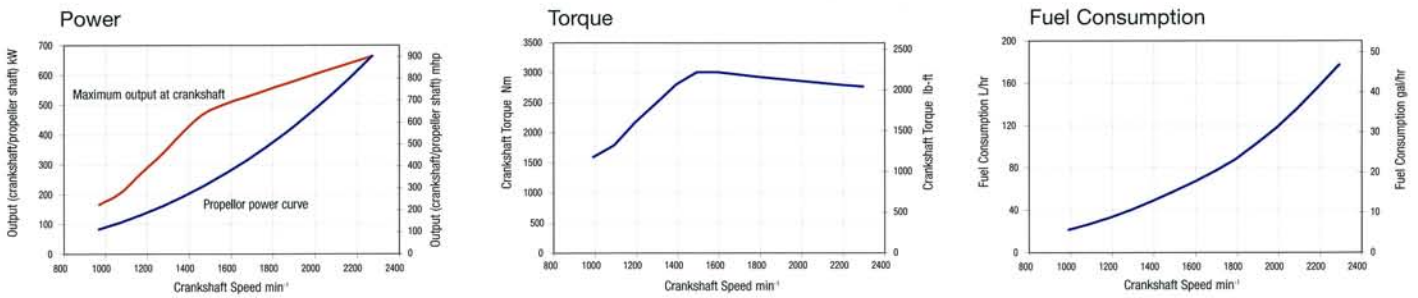
NOTE: Fuel condition: Density at 15°C = 0.84 g/cm³; 1 mhp = 1PS = 0.7355 kW = 0.9863 bhp
 * Fuel temperature 40°C at the inlet of the fuel injection pump (ISO 8665)
 Technical data is according to ISO 8665 / 3046

Dimensions (For detailed line-drawings, please refer to our web-site: www.yanmarmarine.com)



8SY-900 with ZF350A marine gear

Performance Curves (Output is according ISO 8665)

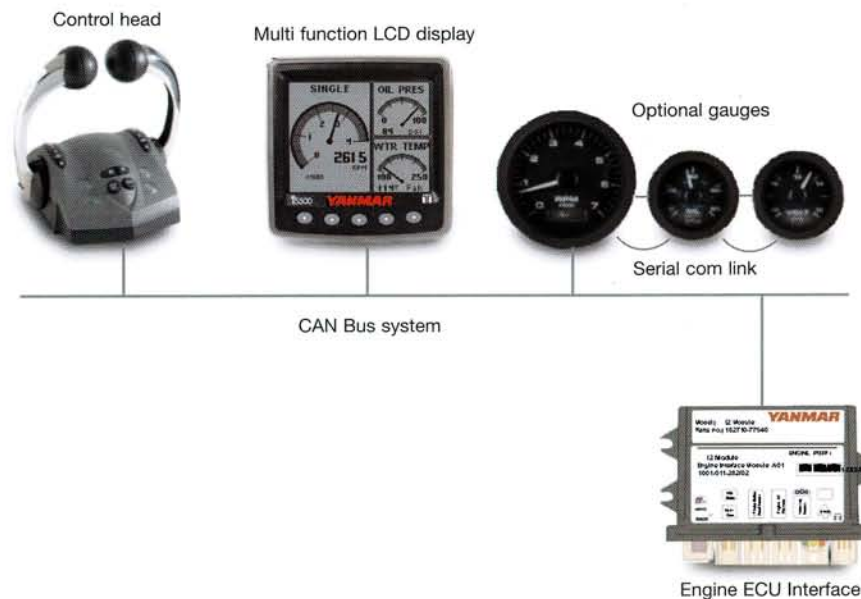


Marine gear (example) ***

Model	ZF 350A	
Dry weight	256 kg (564 lbs)	
Reduction ratio (fwd)	2.1	2.6
Propeller speed (fwd)	1095	885
Direction of rotation (propeller shaft - fwd)	Clockwise & counter clockwise viewed from flywheel side	
Dry weight engine and gear/drive	1906 kg (4202 lbs)	
Length engine and gear/drive	1860 mm (73 in)	

*** Gear also available in; ZF350V (V-drive) reduction ratio: 2.1, TD MG 5114 IV (V-drive) reduction ratio: 2
 *** Other marine gearboxes and configurations available upon request. Contact your local supplier for more information.

Electronic Control System (NMEA2000 Canbus System)



Accessories

Standard engine components

- Alternator 24V/140A
- Protection cover for belt transmission
- Transmission oil cooler

- Water level sensor
- Engine control harness

- Standard control system components:
 - Control head
 - LCD display
 - Backup throttle control system

Control system Options

- Second station control system
- Various Engine control heads
- Various engine monitoring gauges
- Various engine flexible mounts

Engine Options

- Electric oil draining pump
- Crankshaft pulley

- Engine heater
- Extra rear PTO
- Hydraulic pump
- Exhaust mixing elbow